



&iLearn Monthly Newsletter

Removing barriers to learning, life-long learning for all

Issue 1 | Sept 24



Thank you for taking the time to read this &iLearn newsletter. These will be **monthly newsletters**, with the purpose of communicating a range of helpful ideas that you might want to use as part of your own teaching practice. The structure will always be the same. You should expect simple, high-impact ideas to **be inspired by**, links to brief **explainer clips**, and examples of educational research that backs-up the use of technology in our classrooms.

We're all busy. So, these newsletters are designed to be a **five-minute read**. However, if you want to learn more about a particular idea, there are embedded links that will guide you to additional articles, websites and explainer clips.

On page 2, there will always be a **spotlight** on best practice. Please do read this to be inspired and enthused by others across the Trust. Similarly, if you've got something you'd like to share, please let us know, and also add it to the **shared Padlet**, using the link on page 2.

3 things to be inspired by



Use **multitasking functions** on your iPad to use two apps, side-by-side in **split view**. [Here's how to do it.](#)



Use the **Files App** on your iPad to **connect to cloud storage services** (as Google Drive/ OneDrive). [Here's how to do it.](#)



Use the **iPad camera** to **scan documents into a PDF** and save directly to Files or a cloud storage service. [Here's how to do it.](#)

2 things you could try

How to AirPlay to your classroom screen

[Project](#) onto a classroom screen enhances student engagement and aligns with Vygotsky's social constructivist theory by supports shared learning experiences.



How to use Markup features on your iPad

Using your ApplePencil, [annotate](#), highlight and focus students' attention, reducing cognitive load and to supporting with dual coding. [Handy one-pager here!](#)

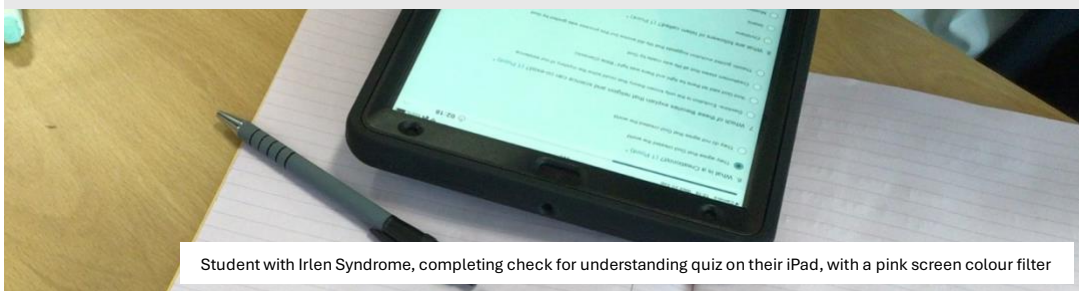


1 thing to learn more about




Vital for some, valuable for all: Accessibility features on iPad

- Within the Apple ecosystem, whether iPad or Mac, there is a wide range of tools available to the user, **built right into the device**.
- These tools mean that every student can learn in their own individual way in the classroom, customising their learning experience to suit **individual** needs. For example, **Speak Screen** and **Colour Filter**.
- The iPad is their device, supporting **personalisation** of their learning.
- These features help them to access learning in ways that might not have been possible before. Something that is valuable for everyone.
- [Find out more here.](#)



Student with Irlen Syndrome, completing check for understanding quiz on their iPad, with a pink screen colour filter



Student using Maps to provide additional context and real-world experiences to their lesson


Spotlight on best practice



Over at Felixstowe School colleagues have been using split screen to enhance the learning of their classes.

This has enabled more effective modelling by using calculator emulators alongside modelling in maths. Staff have also used iPad to focus learning through the use of timers.

By having timers as part of the split screen and clear instructions about completion expectations, staff maintain pace of lessons and students can maintain focus throughout making every second count!



Teacher using the split screen function to ensure effective classroom management

Dates for your diary



iPad: Back to basics
13th November, 16:00

In this 30-minute virtual session, Chris will re-introduce some simple but effective functions on your iPad. This session is ideal if you'd like a reminder and to build your confidence.

[Sign up here to register your interest.](#)



Accessibility on iPad
11th December, 16:00

What is meant by accessibility and how can it provide more personalised learning for students? Join Chris for this 30-minute virtual session to learn more about some of the accessibility features on iPad.

[Sign up here to register your interest.](#)



Showbie and learning
8th January, 16:00

We welcome Craig, one of Showbie's Learning Specialists, for this 30-minute virtual session. Craig will go through some high-impact features on Showbie and be on-hand to address any queries you have.

[Sign up here to register your interest.](#)



padlet

Please what you're doing with iPad in your classrooms with others. Please keep the title brief and explain what you're doing in the description. Pictures definitely welcome! But, none of students, please. [Please click here!](#)



Well done to those who have completed AppleTeacher. There's still time to complete your AppleTeacher Badges and submit your certificate here for our next prize draw in January 2025. [Please click here to submit your certificate!](#)

